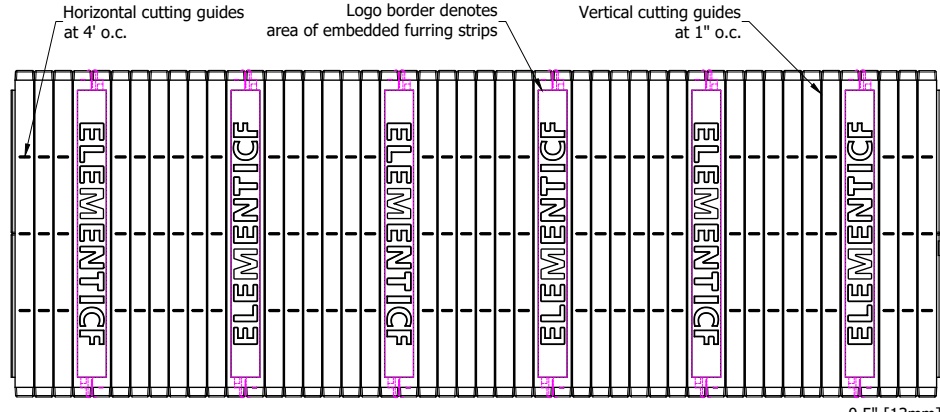
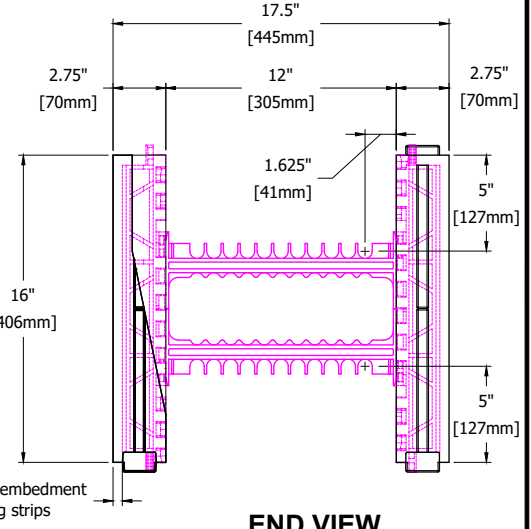


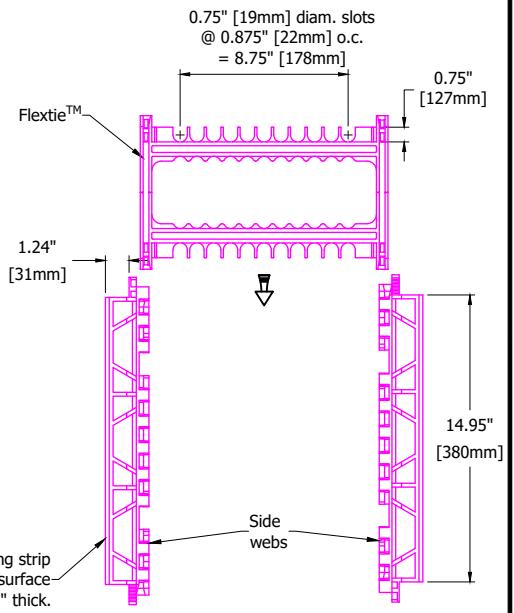
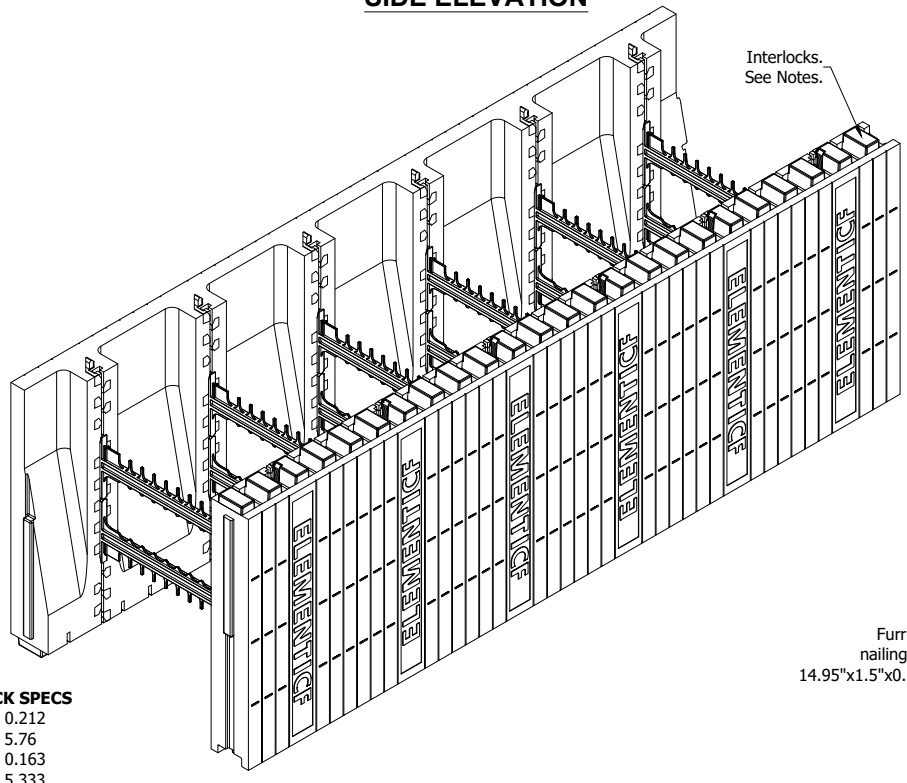
PLAN VIEW



SIDE ELEVATION



END VIEW



WEB TIE COMPONENTS

STANDARD BLOCK SPECS

Conc. Vol. (y3)	0.212
Conc. Vol. (ft3)	5.76
Conc. Vol. (m3)	0.163
Wall Area (sf)	5.333
R-value*	19
RSI*	3.35

NOTES:

1. Element Taper Top may be available with or without interlock along the top of the block. Confirm with your local Element ICF representative.

*EPS form panels only

	©Copyright Logix Brands Ltd. (Year of Publishing) All rights reserved. No part of the work contained herein as covered by this copyright may be reproduced or used in any form, or any means - graphic, electronic or mechanical, including without limitation photocopying.	Drawing: 5.1.1.15	Date: Dec 13/22	Pg: 1/1
	By using these drawings, you agree to assume all risks associated therewith. See Logixbrands.com/Disclaimer-Drawings for a full copy of disclaimer.	Title: SITE-ASSEMBLED TAPER TOP BLOCK (12 INCH)		
ElementICF.com A Product By Logix Brands Ltd. 1-866-944-0153				